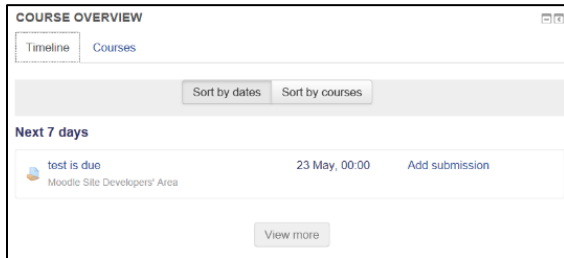


## What’s New for Students in Moodle 3.4

This document provides you with a view of the changes you’ll see in Moodle following our upgrade to Moodle 3.4 at the end of May, 2018.

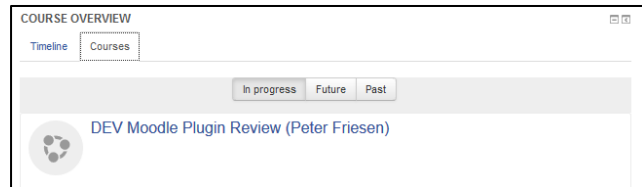
### Course Overview block: new look and functionality

The new Course Overview block has two views, one offering a Timeline and the other offering a trio of ways of looking at one’s course sites.




The *Timeline* view shows a list of upcoming events, aggregating forthcoming due dates and calendar items from all enrolled courses.

The *Courses* view allows filtering by *In progress*, *Future* and *Past*, so you can get a clearer sense of where you are, where you’re headed, and where you’ve been.



### Course site navigation

At the bottom of all pages within a course site, there are now navigation links directing you to the previous and next items in the site. Sandwiched between these links is a *Jump to...* link that permits a jump directly to a specific document or assignment.



### Messages block: it’s gone

The “Messages” block--formerly a default component on dashboard pages and course sites--is no longer part of the system; all message notifications are now available through a click on the message icon that appears on the right side of the site banner. When you have new messages, you’ll see a count of unread messages beside that icon.



### Calendar: drag events to change schedule



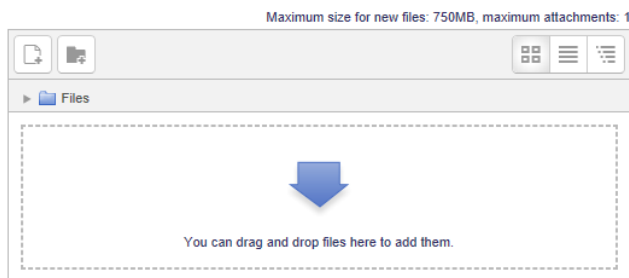
When viewing your calendar in Moodle, you can now drag your personal user events to new locations.

Course events (like due dates) can only be moved by instructors.

### Assignments: your instructor may specify file types

A new Assignment option allows instructors to restrict assignment submissions to particular file types. For instance, your instructor may indicate that only PDF documents, RTF documents, or Word documents are acceptable submission formats. When that's been done, you'll see a listing of accepted file types listed beneath the submission window.

#### File submissions



#### Accepted file types:

- application/vnd.google-apps.document .gdoc
- OpenDocument Text document .odt
- RTF document .rtf
- Word 2007 document .docx
- Word document .doc